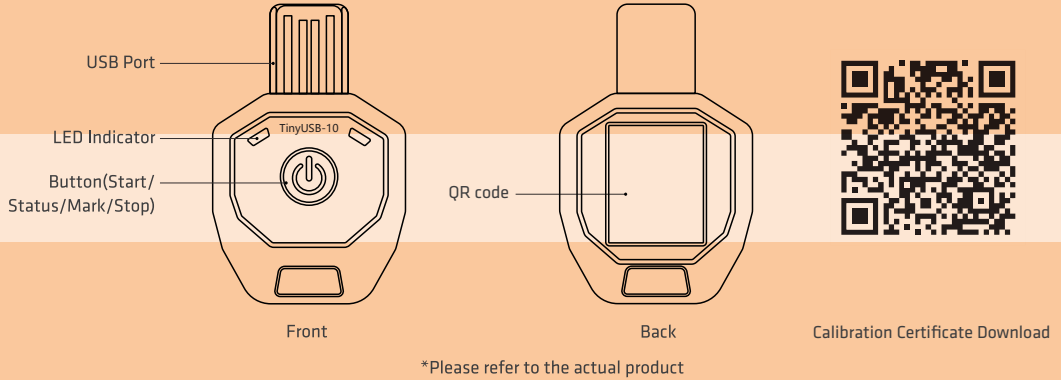


# Instruction Manual TinyUSB-10

## Disposable Temperature Recorder



### Product instruction diagram



### Product description

This temperature recorder is mainly used for temperature monitoring and recording of food and medicine storage and transportation environments, such as refrigerated bags, refrigerated trucks, containers, etc.

This product is connected to a computer via USB, and the recorded data is directly output as a PDF report; the temperature probe is built-in, powered by a CR2032 wide temperature lithium battery. The product is equipped with a barcode.

### Technical Parameters

If function-related parameters of this recorder are configured by the factory, and users can customize some of these parameters according to their needs;

<b>Measuring temperature</b>	-10°C~30°C/14°F~86°F	<b>Data interface</b>	USB2.0
<b>Storage temperature</b>	-10°C~30°C/14°F~86°F	<b>Report type</b>	PDF format data report
<b>Temperature measurement accuracy</b>	±0.5°C/±0.9°F	<b>Power supply</b>	Built-in CR2032 wide temperature lithium battery
<b>Sensor</b>	Built-in NTC	<b>Battery life</b>	90 days
<b>Recording capacity</b>	capacity of 10000 groups (maximum)	<b>Dimensions</b>	48*32*9mm(length*section*height)
<b>Recording period</b>	6, 15, 30, 60, 90 days (customizable)	<b>Weight</b>	about 11g
<b>Alarm type</b>	single type ( Sin ), cumulative type ( Cum )	<b>Shelf Life</b>	18 months
<b>Alarm threshold</b>	Factory default (customizable)		

ⓘ Note: Before the recorder is started, it is recommended to store at room temperature

**Parameter description:** Maximum 10000 groups, the actual recording capacity is different due to different recording periods;  
**Start delay:** After the recorder is started, it waits for the set delay time to start recording, and the delay time can be customized;  
**Alarm threshold:** According to the threshold, the alarm interval can be set. The temperature recorder supports a temperature upper limit and a temperature lower limit setting;

H	The interval greater than H is the ultra-high temperature alarm interval
L	The interval less than L is the ultra-low temperature alarm interval

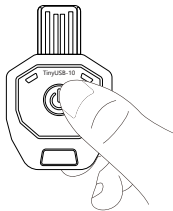
**Alarm type:**

Single type	the recorder performs a single timing of continuous over-temperature events
Cumulative type	the recorder counts all over-temperature events cumulatively

**Alarm delay:** When the temperature enters the over-temperature alarm zone, the recorder will not alarm immediately. Only when the over-temperature duration exceeds the alarm delay, the alarm will start;

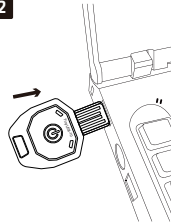
## Operating instructions

**1**



Long press for 5 seconds to start recording, the green light flashes 5 times (can't stop by button whtin 3mins since starting)

**2**



Insert the recorder into the USB port of the computer to view the PDF data report.


## Status indication

Short press the button, you can judge the working status of the recording by the flashing of the red (green) indicator light.

Status	Indicator light
Does not start	Red, green lights flashing simultaneously 1 times
Start-up delay	Red, green blink alternately 1 times
Start - Normal	Blinking green light 1 times (green LED per 10 automatically flashes seconds 1 times)
Start - alarm	Indicator flashes red 1 views (red light every 10 auto flash seconds 1 times)
Start - mark	Red and green indicator lights flash 3 times at the same time
Start - mark overrun	Overrun The red and green indicator lights flash alternately 3 times
Stop - normal	Green indicator flashes 2 times
Stop - alarm	The red indicator light flashes 2 times



### Content of report



- |  |   |
|--|---|
| <b>1</b> Basic product information   | <b>C</b> set stop method  |
| <b>2</b> Descriptions (customizable)   | <b>D</b> Alarm status of D alarm section  |
| <b>3</b> configuration information   | <b>E</b> total number exceeds the alarm threshold temperature   |
| <b>4</b> Alarm threshold and related statistics                              | <b>F</b> The total length of time that the F temperature exceeds the alarm threshold                            |
| <b>5</b> Statistics  | <b>G</b> alarm delay and alarm type   |
| <b>6</b> Temperature data graph  | <b>H</b> alarm threshold and alarm interval division  |
| <b>A</b> file creation time (stop recording time)                            | <b>I</b> stop time (actual stop method)   |
| <b>B</b> alarm indication (the content of the picture shows the alarm state) | <b>J</b> data curve graph ordinate unit   |
|  | <b>K</b> alarm threshold  |
|  | <b>L</b> record data curve Note: ultra-high temperature is red, ultra-low temperature is blue, others are black |
|  | <b>M</b> file name (serial number + purpose description ID)   |

